

# Welcome to the future of migraine care without medication side effects

## SAVI Dual™ Migraine Therapy

Take your life back - enjoy pain free, clear blue days

- Stop migraine attacks
- Prevent headache days
- Automatically track your treatment progress



Quick Start Patient Guide

FDA Cleared for the acute and preventive treatment  
of migraine in adults and children (12 and older)

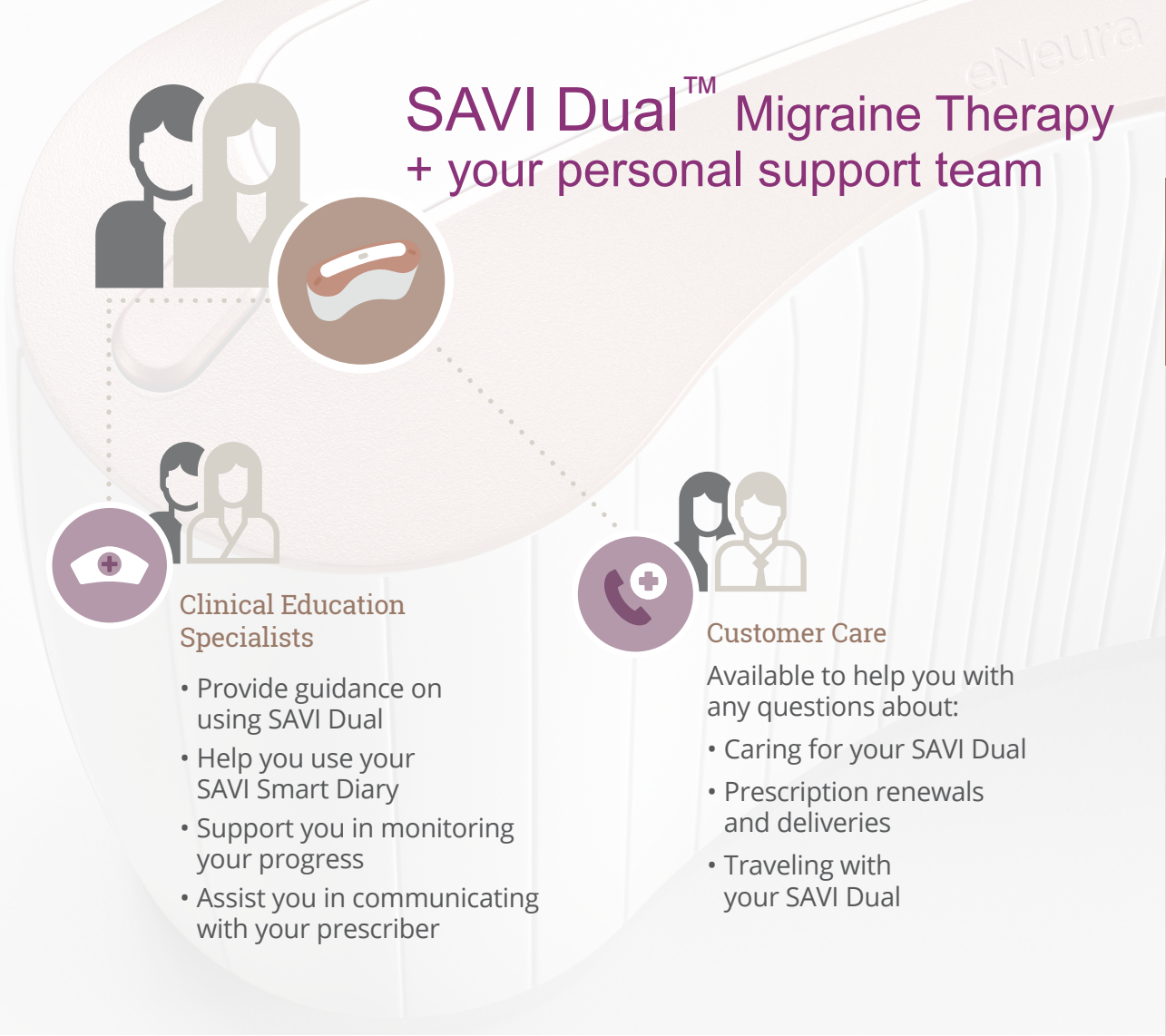
SAVI Dual *from* eNeura



I am just ecstatic about my results. This technology is truly life-changing for me...The Customer Care and Nursing Support have been outstanding and made getting started so easy.



—53-year-old female



## What's in the box?

This package contains everything you need to get started with your SAVI Dual—a safe, clinically proven migraine therapy.



## Your SAVI Dual

Battery-powered, rechargeable device

### SAVI Dual Patient Quick Guide

For the complete guide to the SAVI Dual, please visit our website at [www.eneura.com](http://www.eneura.com)



### Battery charger

(AC adapter)

For recharging your SAVI Dual battery

We recommend you charge your device daily.



### Carrying bag

For protecting your SAVI Dual when you are on the go.



## How to use your SAVI Dual™

You and your healthcare provider can develop a treatment plan that works for you. Your prescription includes plenty of pulses for daily preventive treatment and for treating migraine attacks - treat as early and as often as needed.

### Sample Treatment Plan:


**Daily preventive treatment:** 4 pulses twice daily

**Acute Treatment:** 4 pulses at the first sign of the migraine attack - the earlier, the better. If needed, treat again after a brief pause until migraine attack subsides.

## Delivering a treatment is easy...

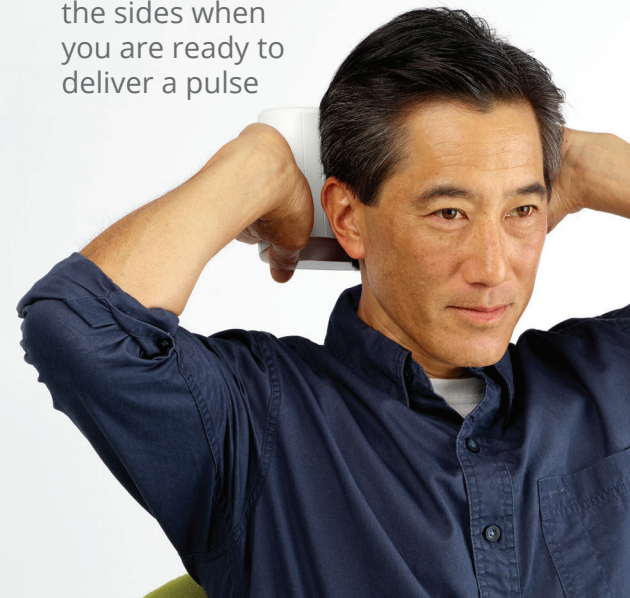
### ① POWER

- Press the center button to turn on your device
- When the oval racetrack around the power button is fully illuminated, the device is ready to position and treat.



### ② POSITION

- Place your thumbs below the side button at the same angle
- Lift the SAVI Dual over your head so it cradles the back of your skull
- Slide your thumbs over the treatment buttons on the sides when you are ready to deliver a pulse



## and takes less than a minute

### ③ PULSE

- Press one or both treatment buttons to deliver a safe and therapeutic pulse
- Once you have pressed the button, the treatment is instantaneous and you may remove the device from the back of your head


### ⌂ Repeat as prescribed.

Your device will automatically shut off after your final pulse



Personalized treatment for migraine attacks puts you in control - treat as early and often as needed.

Watch SAVI Dual Demonstration Video



## Get to know your SAVI Dual™

The buttons and displays on the device are easy to understand.

For migraine management made easy, your SAVI Dual includes Smart Technology to automatically download treatment history and prescription renewals.



To ensure your treatment history successfully uploads your SAVI Smart Diary history, DO NOT shut off or charge your SAVI Dual until the power button stops flashing blue.



## Symbol Key



### Prescription status indicator

Located on the far left of the top panel. Confirms that a valid prescription is active. Shows the status of the prescription programmed on the device. Please see page 12 of this patient guide for details.



### Contact eNeura® customer care

Action required. Call eNeura customer care for assistance:

**US:** 1-833-499-9300 option 1

**UK:** +44 020 3014 8939, option 1



### Temperature warning

The temperature of the device is not in the range for safe use. The temperature range for use is between 16° C (60° F) and 40° C (104° F).



### Power button

Located in the center of the top panel. Press the Power button to turn the device on and off. When the Power button shines white, the device is on and ready. When the power button **shines blue**, it is connecting to the cell network.



### Treatment progress indicator

LED lights around the Power button show status as the device prepares for treatment. When the oval around the Power button is fully illuminated, the device is ready to use.



### Lock indicator

Located directly to the right of the Power button. Indicator is visible when device is turned on *and* the security lock switch is enabled. The security lock switch is located on the back of the device.



### AC adapter

Located to the right of the Power button. Indicator lights up when the AC adapter (battery charger) is connected to the SAVI Dual.



### Battery capacity

Located to the far right of the Power button. Indicates how much power is left in the battery and whether or not there is enough to allow for treatment. All 4 bars will illuminate when the device is fully charged. As the power level lessens, the number of illuminated bars will decrease.



### Treatment buttons

Located on the right and left edges of the top panel. Press one or both buttons to deliver a treatment.

A Headache Diary that does the work for you - SAVI Smart Diary™ automatically records treatment history -

## How to track your treatment progress



### Getting started with the SAVI Smart Diary

You will receive an email to set up your cloud-based SAVI Smart Diary

**Why keep an online diary?** It gives you power to manage your migraine, track your treatment progress, and document compliance and benefit to support insurance coverage

#### We've made it easy and secure.

- Opt-in for automated daily text or email reminders
- HIPAA compliant Health Cloud
- No personal health information transmitted



Access your SAVI Smart Diary at [savismartdiary.eneura.com/patient/s/login/](https://savismartdiary.eneura.com/patient/s/login/)

### Activate My SAVI Smart Diary

- The first time you access your SAVI Smart Diary, you will need to register by using a computer (It's a security thing)
- Once you have successfully registered, you can access your diary with your mobile devices
- As part of the registration process, you will be asked a few simple questions about your headaches - this will provide a baseline for you and your Healthcare Provider to measure progress and adjust treatment if needed
- When you register, you will have the option to share access to your SAVI Smart Diary with your Healthcare Provider



This is the first headache diary that does the work for me. I love seeing the improvement, and my doctor does, too!



—46-year-old female



For the first time in years, I have headache-free days.



—48-year-old female



### Lock ON/OFF switch

Located behind the accessory port door, on the left. Slide the switch to the left or right to unlock or lock the device.



### Battery charger port

Located behind the accessory port door, in the center. Recharge the batteries by plugging the AC battery charger into this port. **We recommend you charge your SAVI Dual™ nightly, like you charge your cell phone.**



### Volume ON/OFF switch

Located behind the accessory port door, on the right. Slide left or right to turn the sound on or off.



SAVI Dual – back of device view



Your device will ship in "Lock On" mode. Slide the switch to the left to unlock the device.

## How to renew your prescription



Fifteen days before your prescription expires, the prescription status indicator on your device will display an **orange warning light**.

**Rx** If the indicator glows orange, your prescription will be expiring in less than 15 days.

**Rx0** If the indicator displays with a zero next to it, the prescription has expired and the device has been disabled.

When you see this orange warning light:

- Send a renewal request via your SAVI Smart Diary, or
- Contact Customer Care to renew your prescription

Email: [customercare@eneura.com](mailto:customercare@eneura.com)

Toll Free: 1-833-499-9300, option 1

- Once you pay the renewal invoice, your new prescription will be sent to your device via cell network.

### Safe usage and contraindications

Your doctor prescribed this device for your use only.

The SAVI Dual™ generates a powerful single-pulse magnetic field as part of delivering therapy.

Treatment is very well tolerated. A small number of patients reported mild light headedness and tingling during treatment.

**CONTRAINDICATIONS:** SAVI Dual is contraindicated for patients with conductive metal implants in the head and neck, excluding dental work. MRI protocols may be a reasonable guide for Healthcare Professionals in assessing the safety of SAVI Dual in patients with metal implants in the head and neck.

See the Instructions for Use for a complete list of contraindications and warnings at: [www.eneura.com/about-savi/](http://www.eneura.com/about-savi/)

Keep out of reach of children.

### INDICATIONS:

The SAVI Dual is indicated for the acute and preventive treatment of migraine headache in adults and children ages 12 or older.



## To begin your journey to migraine relief

complete the form on the back of this guide. Your Clinical Education Specialist is available to assist you.



### US Customer Care

**Phone:** 1-833-499-9300, option 1

**Fax:** 1-877-264-1818

**Email:** [customercare@eneura.com](mailto:customercare@eneura.com)

### Hours of operation:

8:00 AM to 5:00 PM Pacific Time

Monday – Friday

In case of a medical emergency, please call 911 or contact your doctor.



To learn more about eNeura and the SAVI Dual, visit [eneura.com](http://eneura.com).



More clarity, less "fuzzy" days, fewer headache days per month.



—54-year-old female



Clinical Education Specialist name: \_\_\_\_\_

Phone number: \_\_\_\_\_

Best way to contact: \_\_\_\_\_ Best time to contact: \_\_\_\_\_

### Diary access

Username: \_\_\_\_\_

Password: \_\_\_\_\_

### Headache history

# of headache days per month: \_\_\_\_\_

#### Baseline # of headache days per month

On average how many days per month do you have: (the total days should be 30)

No pain \_\_\_\_\_

Mild headache - Normal Function \_\_\_\_\_

Moderate Pain - Reduced Function \_\_\_\_\_

Severe Pain - No Function \_\_\_\_\_

### Medications

Preventive: \_\_\_\_\_

Acute: \_\_\_\_\_

### SAVI Dual prescription

Preventive: \_\_\_\_\_

Acute: \_\_\_\_\_

### Describe what success with your SAVI Dual looks like to you

(for example: attending sporting events or concerts, not missing work or school, etc.)

\_\_\_\_\_  
\_\_\_\_\_  
\_\_\_\_\_  
\_\_\_\_\_

### Next Clinical Education Specialist appointment:

Date: \_\_\_\_\_

Time: \_\_\_\_\_

### Renew your prescription before it expires

Prescription expiration date: \_\_\_\_\_



If your Prescription Status Indicator on your SAVI Dual turns orange, your prescription expires in less than 15 days. Please contact Customer Care to order a new prescription card.